



能率集團



ABICO AVY CO., LTD.

(Stock code: 5392 TT)

December 2025





Safe Harbor Notice

This presentation herein may contain financial information, internal and external forward-looking information and constitute forward- looking statement. This presentation may contain certain forward- looking statements. Such forward-looking statement is not actual results but only reflects the Company's estimates and expectations and is subject to inherent risks and uncertainties that could cause actual results to differ materially from such statement. The information provided in this presentation reflects the Company's up-to-date point of views on the future. The Company is not responsible for updating or revising such point of views when there is any change or adjustment.

Agenda



能率集團 ABICO GROUP

A vertical line of four white circles connected by red lines, with the top circle slightly offset to the left. Each circle is positioned to the left of an agenda item.

Company Profile

Operational Scope

Financial Overview

Q&A



能率集團 ABICO
GROUP

Company Profile

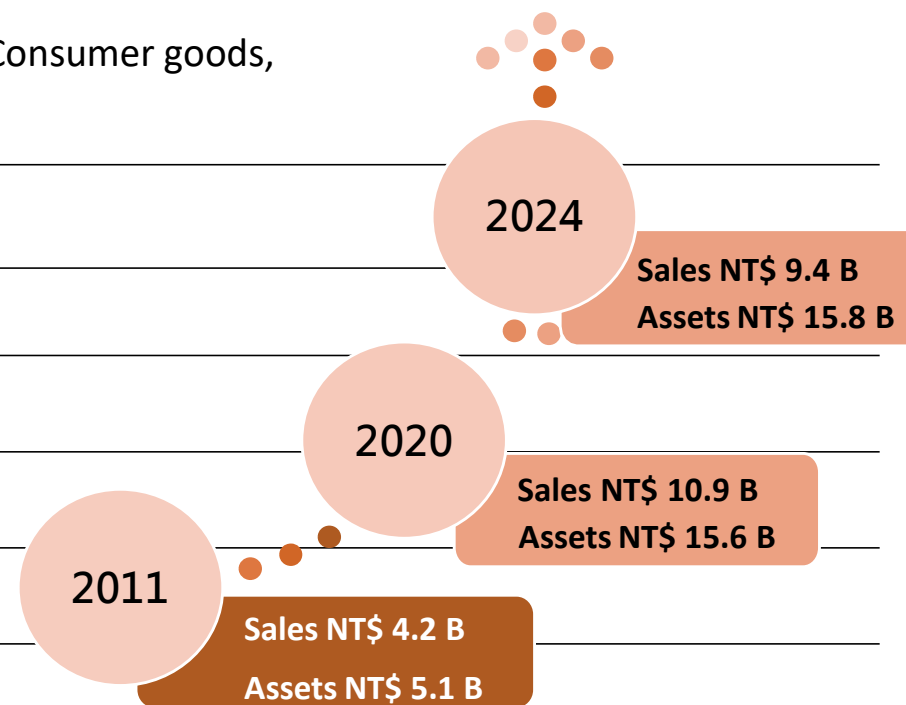
*RESHAPING BUSINESS
BUILDING LEGENDS*

Company Profile



能率集團 ABICO GROUP

Company Name	ABICO AVY CO., LTD. (Stock code: 5392 TT)
Operational Scope	Manufacturing(Automotive parts 、AI&robot、 power tools、 OA, Home appliance) Sales & Service(Sports goods, Consumer goods, Electronics components
Chairman	Mel Tong
Vice Chairman & Spokesman	Alan Tong
President	Vincent Hu
Established date	December 29, 1994
Capital	NT\$1.76 billion
Employee	3,055 (March 2025)
Place of Operation	Taiwan, China, Japan, Vietnam, Thailand, Malaysia
Subsidiaries	EKEEN PRECISION, IKKA-KY (2250 TT), ABICO NetCom (8071 TT), Honlynn(TT 7885)
Affiliates	ABILITY (2374 TT), ABICO ASIA(TT 7777)



Global Footprint



能率集團 ABICO GROUP



Plant Site	Amount
Japan	3
Central China	2
South China	5
Taiwan	4
Vietnam	2
Thailand	1
Malaysia	1
Total	18



能率集團 ABICO
GROUP

Operational Scope

*RESHAPING BUSINESS
BUILDING LEGENDS*

Development History



能率集團 ABICO GROUP

From 2025 and beyond

In response to the AI trend, we are integrating the group's existing manufacturing technologies with our distribution and sales capabilities to create a future centered around 'human-machine collaboration'.



From 2017 to the present

Combining the resources of ABICO NetCom (8071 TT) and Honlynn, we aim to leverage distribution channels to develop both enterprise and consumer markets.



From 2021 to the present

IKKA-KY (2250 TT) has been listed in Taiwan. The combination of AI-driven autonomous features and EVs trend has established the automotive sector as the group's core development area.

日本



2004~2022

Originally focused on manufacturing digital camera and mobile phone components, we have adapted to the rapid changes in the 3C industry by transitioning into new-generation industrial products such as automotive, energy storage, thermal management, and robotics.

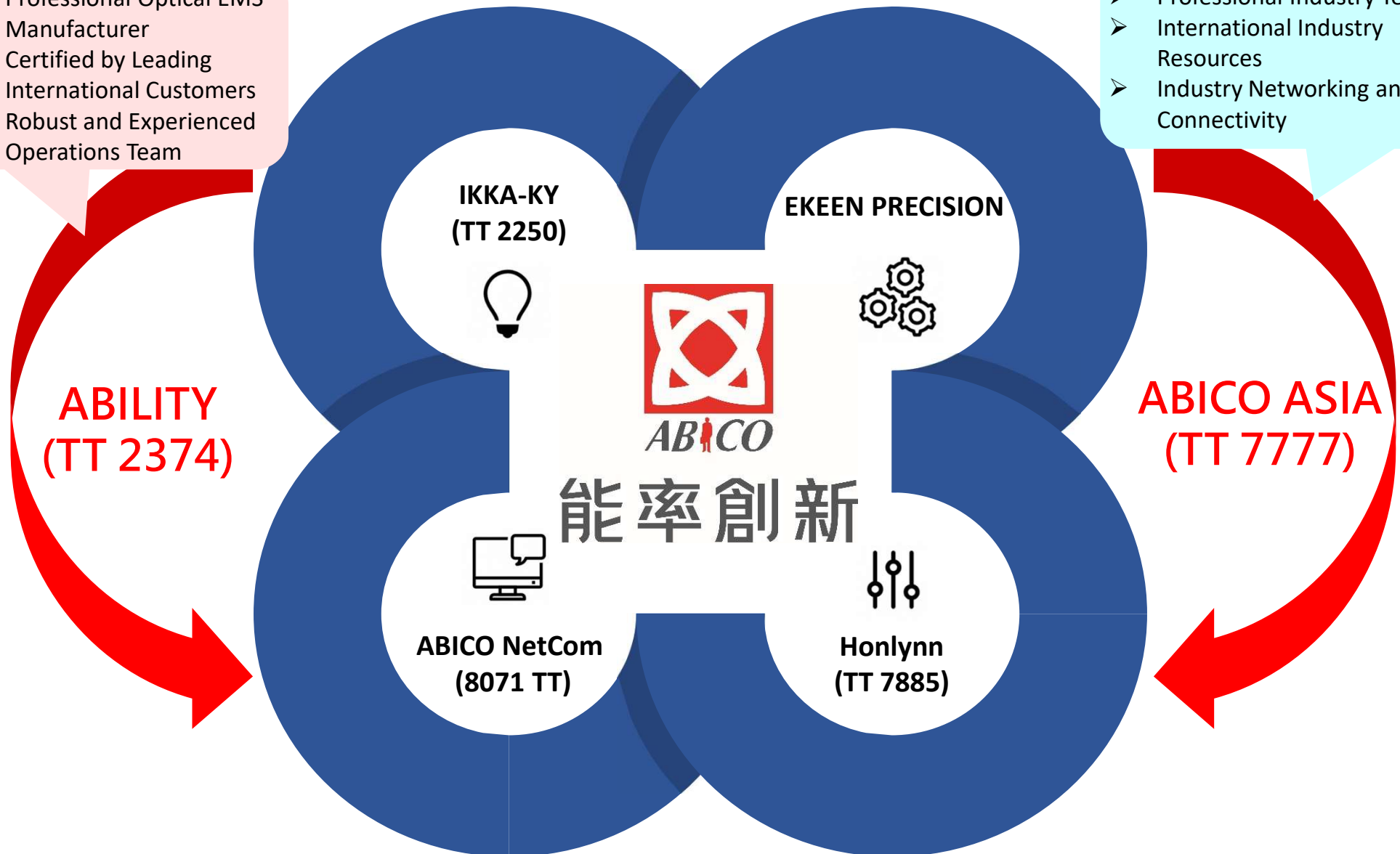
Manufacturing Business Overview



能率集團 ABICO GROUP

- Professional Optical EMS Manufacturer
- Certified by Leading International Customers
- Robust and Experienced Operations Team

- Professional Industry Team
- International Industry Resources
- Industry Networking and Connectivity



Development of the Robotics Business



能率集團 ABICO GROUP



NVIDIA

Investing in the U.S. Robotics Sector (Agility & Mantis)

Leveraging the Group's resources and targeted investments, we are entering the high-end robotics sector. Guided by a "people-centric" philosophy, our strategic layout includes humanoid robotics through Agility and sensing-enabled robotic arms through Mantis.

2025
H1

2024

Consumer-Grade, Cost-Efficient Robotic Arm

Our subsidiary, Yi-Jin Precision Manufacturing, distributes its products across Asia, with a strategic focus on the affordable consumer segment.

2025
H2

Manufacturing and Distributing U.S. Robotics (Agility & Mantis)

Production and assembly of components for existing products, as well as the development of next-generation products, are currently underway. In addition, we have obtained sales distribution rights in certain regions of Asia.



Mail-Order Business Overview



能率集團 ABICO GROUP



Cybersecurity Software



Phygitral Integration (AI Elements)



Integration of Online and Offline Activities
Building a Healthy Ecosystem

AI Customer Service



Former Google Artificial Intelligence Team



HONLYNN
宏羚股份有限公司



Government Agencies

Financial Holdings

Life Insurance

Listed Companies

Airline Operators

SMEs



ABICO NETCOM

能率網通股份有限公司
ABICO NetCom CO., LTD.

馬拉松世界

- ◆ 全台最大的運動社群，有網站以及 iOS App 以及 Android App
- ◆ 註冊會員數超過80萬人
- ◆ 月活躍會員數超過15萬人
- ◆ 主要功能為提供跑友上傳運動紀錄，並給予勳章排名等激勵措施，藉此鼓勵運動。
- ◆ 目前有四家實體門市及電商



THE EVOLUTION OF RUNNING



能率集團 ABICO
GROUP

Financial Overview

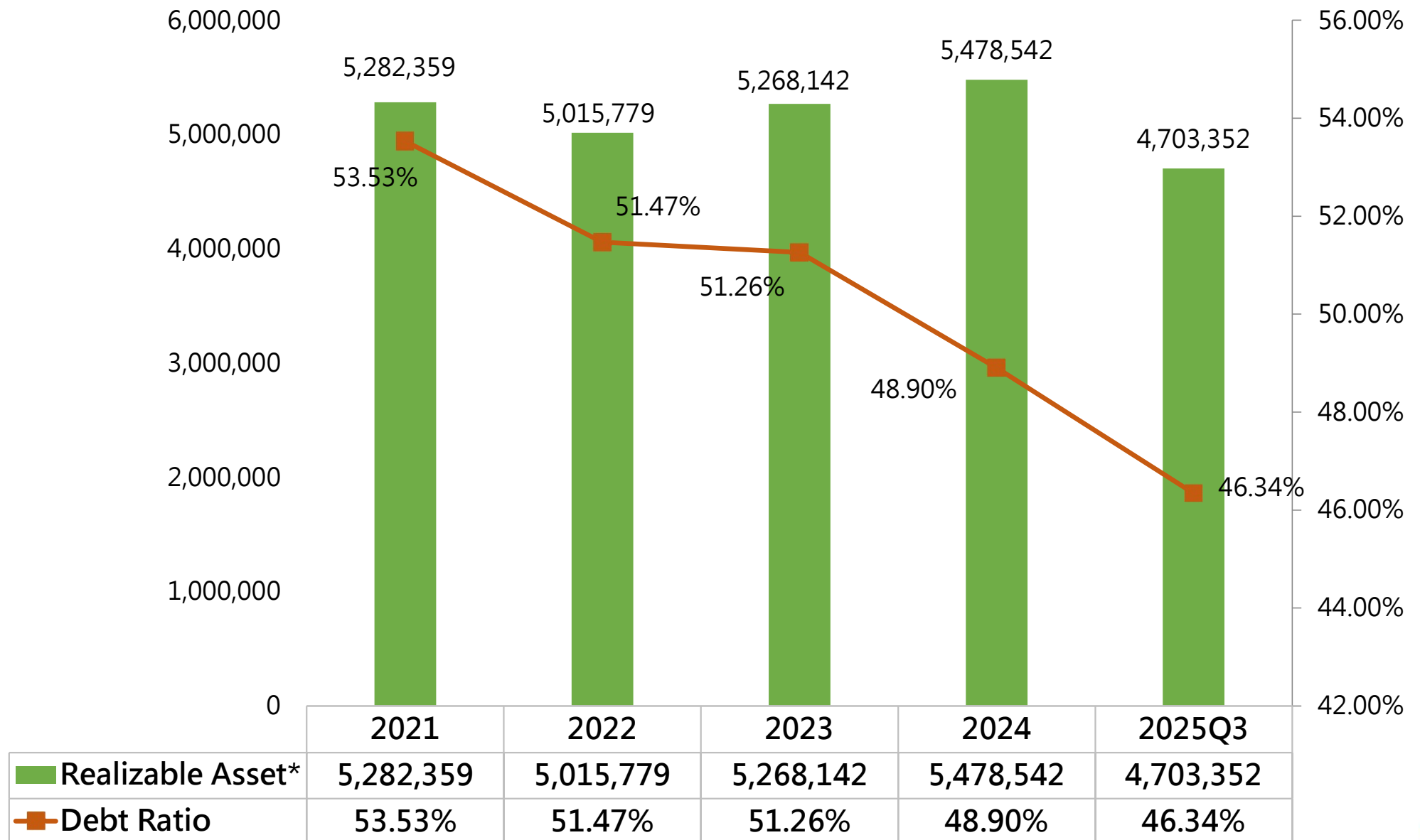
*RESHAPING BUSINESS
BUILDING LEGENDS*

Financial Structure



能率集團 ABICO GROUP

NT\$ in thousands



*Realizable Asset= Cash and cash equivalents + financial assets-current

Consolidated Balance Sheet



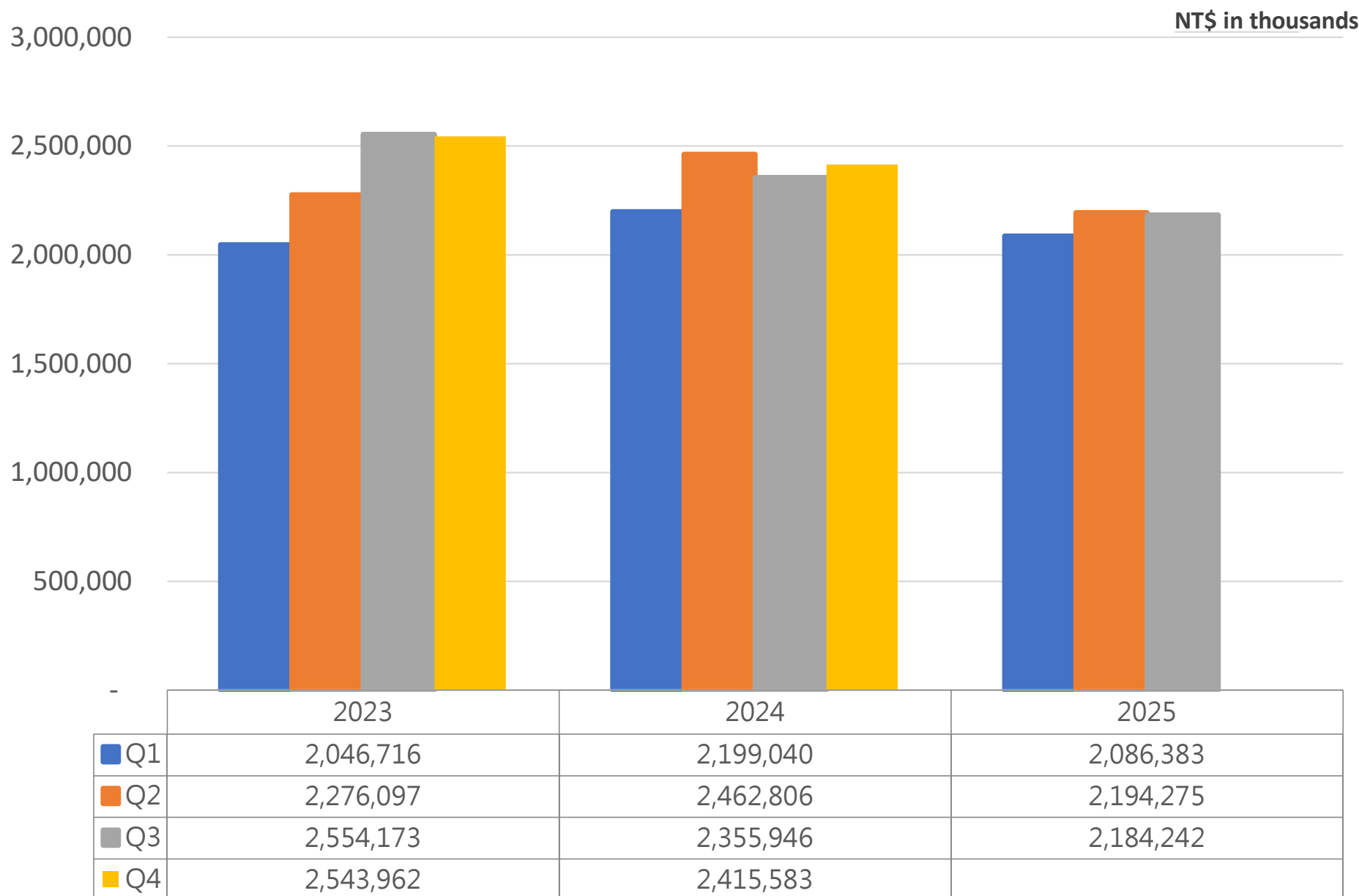
能率集團 ABICO GROUP

(NT\$ in thousands)	September 30, 2025	December 31, 2024	December 31, 2023
	Amount	Amount	Amount
Current Assets	7,851,184	8,939,374	9,024,399
Non-Current Assets	6,808,343	6,838,213	6,314,365
TOTAL ASSETS	14,659,527	15,777,587	15,338,764
Current Liabilities	4,932,592	5,986,142	5,289,066
Non-Current Liabilities	1,861,033	1,729,116	2,573,438
TOTAL LIABILITIES	6,793,625	7,715,258	7,862,504
Equity Attributable to Shareholders of Parent	5,491,909	5,856,511	5,571,748
Non-Controlling Interests (above attributable to former owner of business combination under common control)	2,373,993	2,205,818	1,904,512
TOTAL EQUITY	7,865,902	8,062,329	7,476,260
Current Ratio	159%	149%	171%
Debt Ratio	46.34%	48.90%	51.26%
NAVPS(in NT\$)	31.29	34.87	33.17

Operation Review - Quarterly Sales



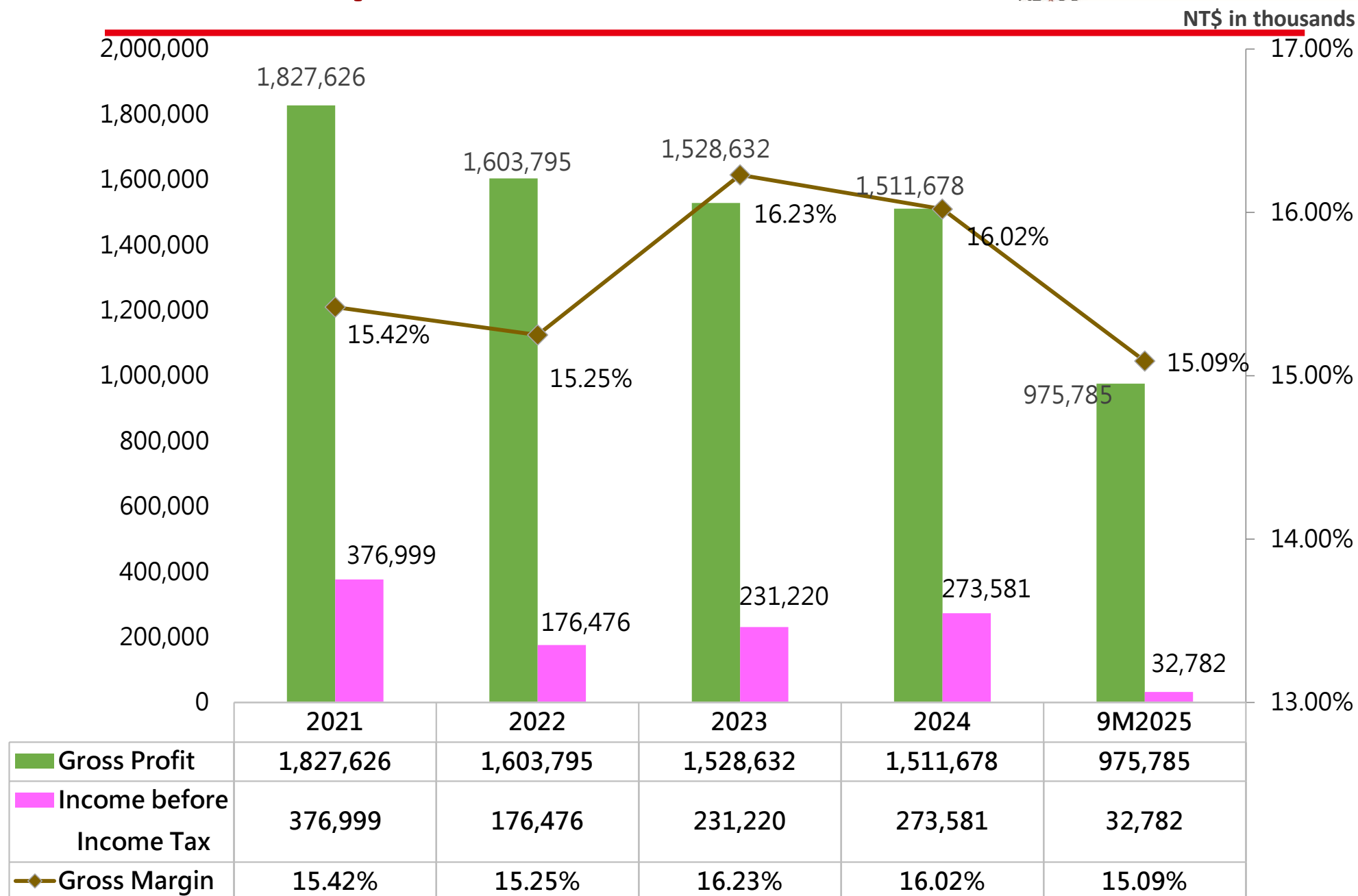
能率集團 ABICO GROUP



Operation Review - Profit



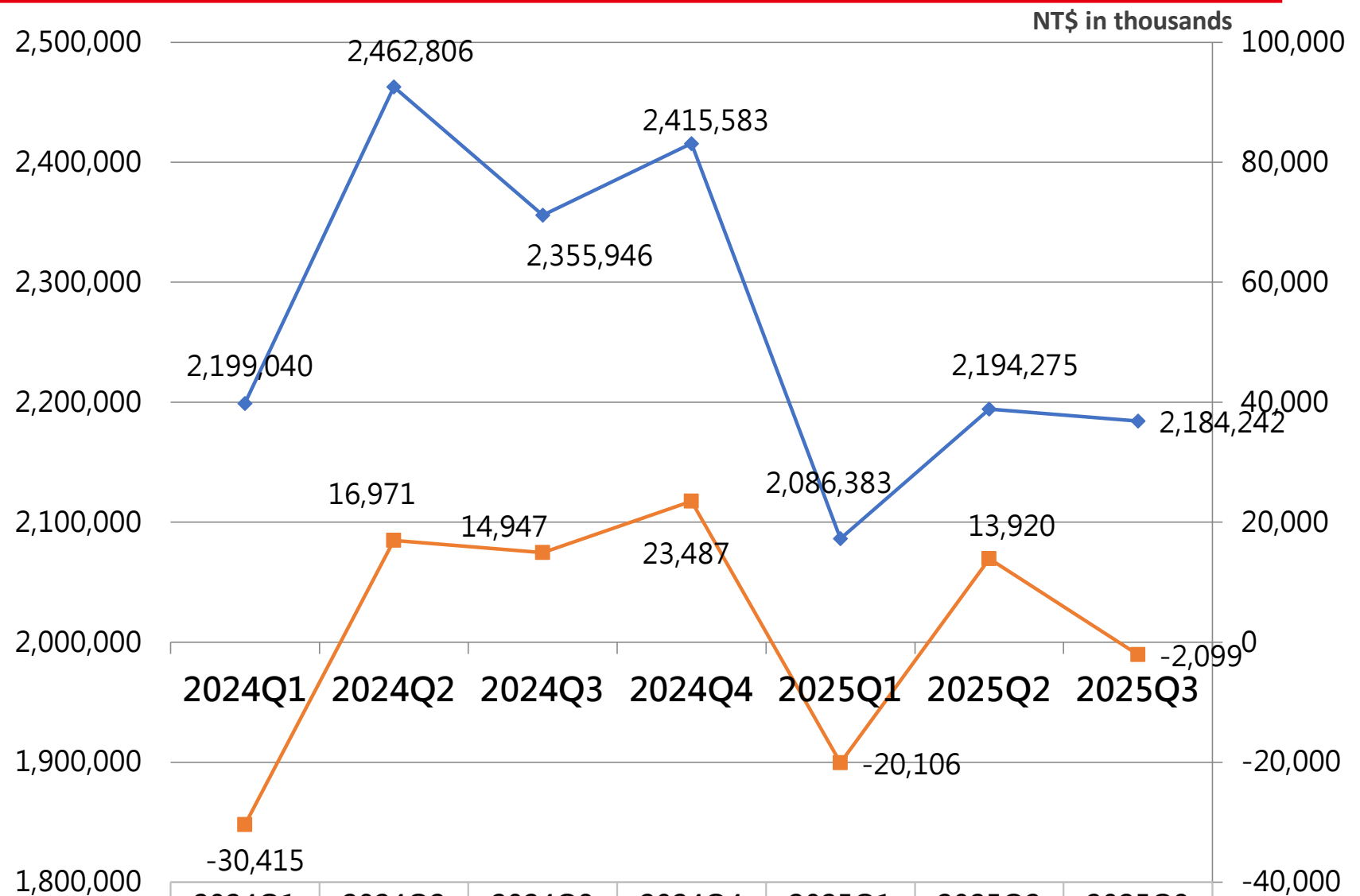
能率集團 ABICO GROUP



Operation Review - Operating income



能率集團 ABICO GROUP



	2024Q1	2024Q2	2024Q3	2024Q4	2025Q1	2025Q2	2025Q3
Revenue	2,199,040	2,462,806	2,355,946	2,415,583	2,086,383	2,194,275	2,184,242
Operating Income (Loss)	-30,415	16,971	14,947	23,487	-20,106	13,920	-2,099

Consolidated Income Statement



能率集團 ABICO GROUP

(NT\$ in thousands)	9M2025	9M2024	YoY	
	Amount	Amount	Amount	%
Net Revenue	6,464,900	7,017,792	-552,892	-7.88%
Net Cost	(5,489,115)	(5,894,049)	404,934	-6.87%
Gross Profit	975,785	1,123,743	-147,958	-13.17%
Operating Expenses	(984,070)	(1,122,240)	138,170	-12.31%
Operating Profit(Loss)	(8,285)	1,503	-9,788	-651.23%
Non-Operating Income and Expenses	41,067	147,446	-106,379	-72.15%
Income before Income Tax	32,782	148,949	-116,167	-77.99%
Income Tax Expense	(66,580)	(80,877)	14,297	-17.68%
Net Income (Loss)	(33,798)	68,072	-101,870	-149.65%
Net Income(Loss) Attributable to Shareholders of the Parent	(68,301)	24,444	-92,745	-379.42%
EPS (in NT\$)	(0.39)	0.14	-0.53	-378.57%



能率集團 ABICO
GROUP

Future Development

*RESHAPING BUSINESS
BUILDING LEGENDS*

Future Strategic Development



能率集團 ABICO GROUP



Advancing the Automotive Industry

Harnessing autonomous driving and new energy innovations to drive the intelligent upgrade of vehicles.




Connecting Venture Capital Resources

Utilizing our venture capital resources to accelerate business upgrading and strengthen strategic alliances.

Building Sustainable Well-Being Enabled by Human-Robot Collaboration

Continuing to expand our presence in the AI and robotics markets to create a new landscape for smart manufacturing.





能率集團 ABICO
GROUP

Q & A

*RESHAPING BUSINESS
BUILDING LEGENDS*



能率集團 ABICO
GROUP

THANK YOU

蛻變創新 再造巔峰

RESHAPING BUSINESS BUILDING LEGENDS