



# ABICO AVY CO., LTD.

(Stock code: 5392 TT)

September 2024



# Safe Harbor Notice

---




This presentation herein may contain financial information, internal and external forward-looking information and constitute forward-looking statement. This presentation may contain certain forward-looking statements. Such forward-looking statement is not actual results but only reflects the Company's estimates and expectations and is subject to inherent risks and uncertainties that could cause actual results to differ materially from such statement. The information provided in this presentation reflects the Company's up-to-date point of views on the future. The Company is not responsible for updating or revising such point of views when there is any change or adjustment.

# Agenda

---

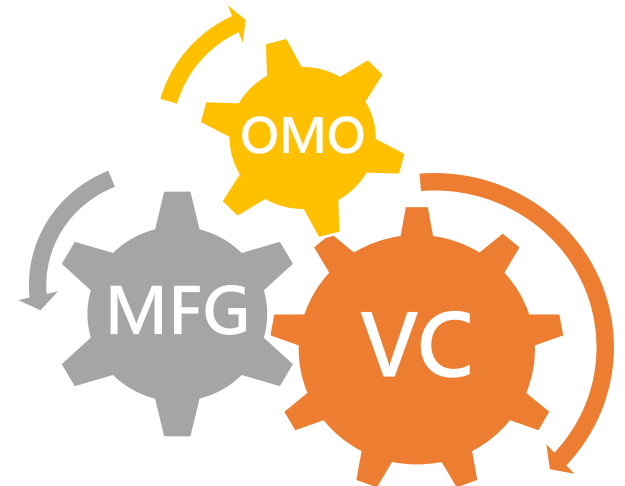




**ABCO**



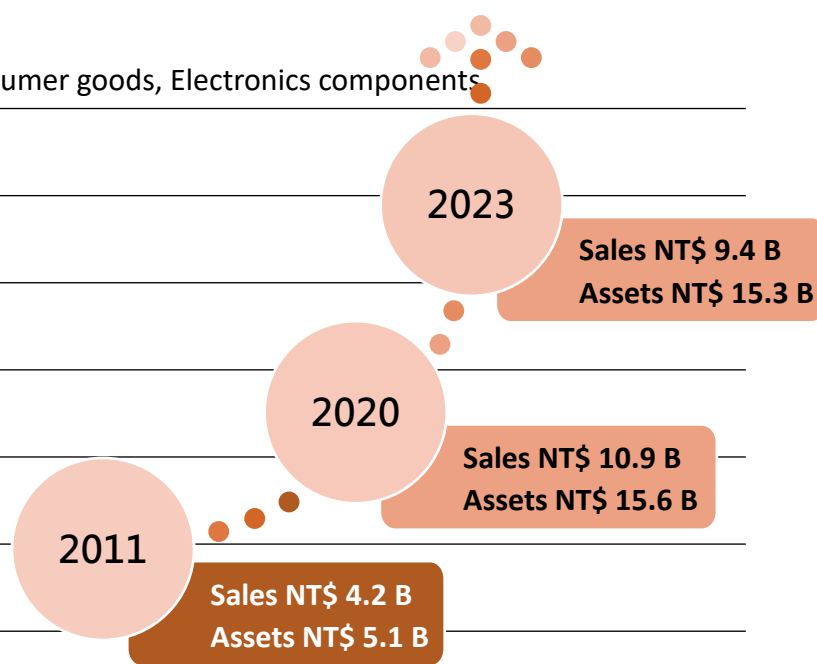
# Company Profile



# Company Profile




<b>Company Name</b>	ABICO AVY CO., LTD. (Stock code: 5392 TT)
<b>Operational Scope</b>	Manufacturing : Automotive parts and modules, Power tools, Components of Consumer electronics, OA, Home appliance Sales & Service : Sports goods, Consumer goods, Electronics components
<b>Chairman</b>	Mel Tong
<b>Vice Chairman &amp; Spokesman</b>	Alan Tong
<b>President</b>	Vincent Hu
<b>Established date</b>	December 29, 1994
<b>Capital</b>	NT\$1.69 billion
<b>Employee</b>	3,531 (March 2024)
<b>Place of Operation</b>	Taiwan, China, Japan, Vietnam, Thailand, Malaysia
<b>Subsidiaries</b>	EKEEN PRECISION, IKKA-KY (2250 TT), ABICO NetCom (8071 TT), Honlynn
<b>Affiliates</b>	ABILITY (2374 TT), ABICO ASIA



# Global Footprint



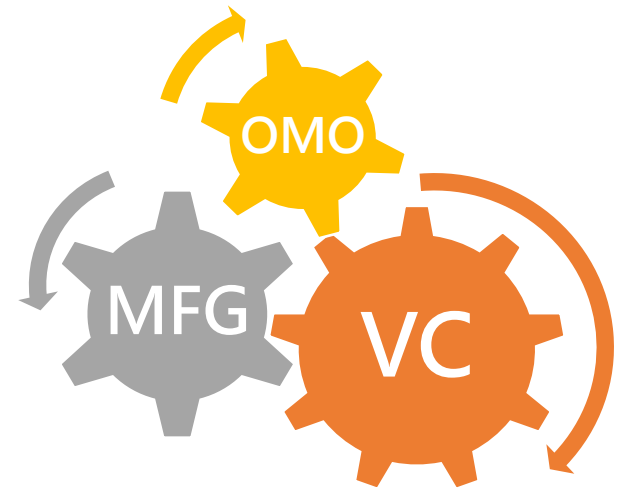
Plant Site	
Japan	3
Central China	2
South China	6
Taiwan	4
Vietnam	2
Thailand	1
Malaysia	1
<b>Total</b>	<b>19</b>



**ABCO**



# Operational Scope



# Development History



## From 2024 and beyond

In response to the AI trend, we are integrating the group's existing manufacturing technologies with our distribution and sales capabilities to create a future centered around 'human-machine collaboration'.



日本

## From 2017 to the present

Combining the resources of ABICO NetCom (8071 TT) and Honlynn, we aim to leverage distribution channels to develop both enterprise and consumer markets.



## From 2021 to the present

IKKA-KY (2250 TT) has been listed in Taiwan. The combination of AI-driven autonomous features and EVs trend has established the automotive sector as the group's core development area.

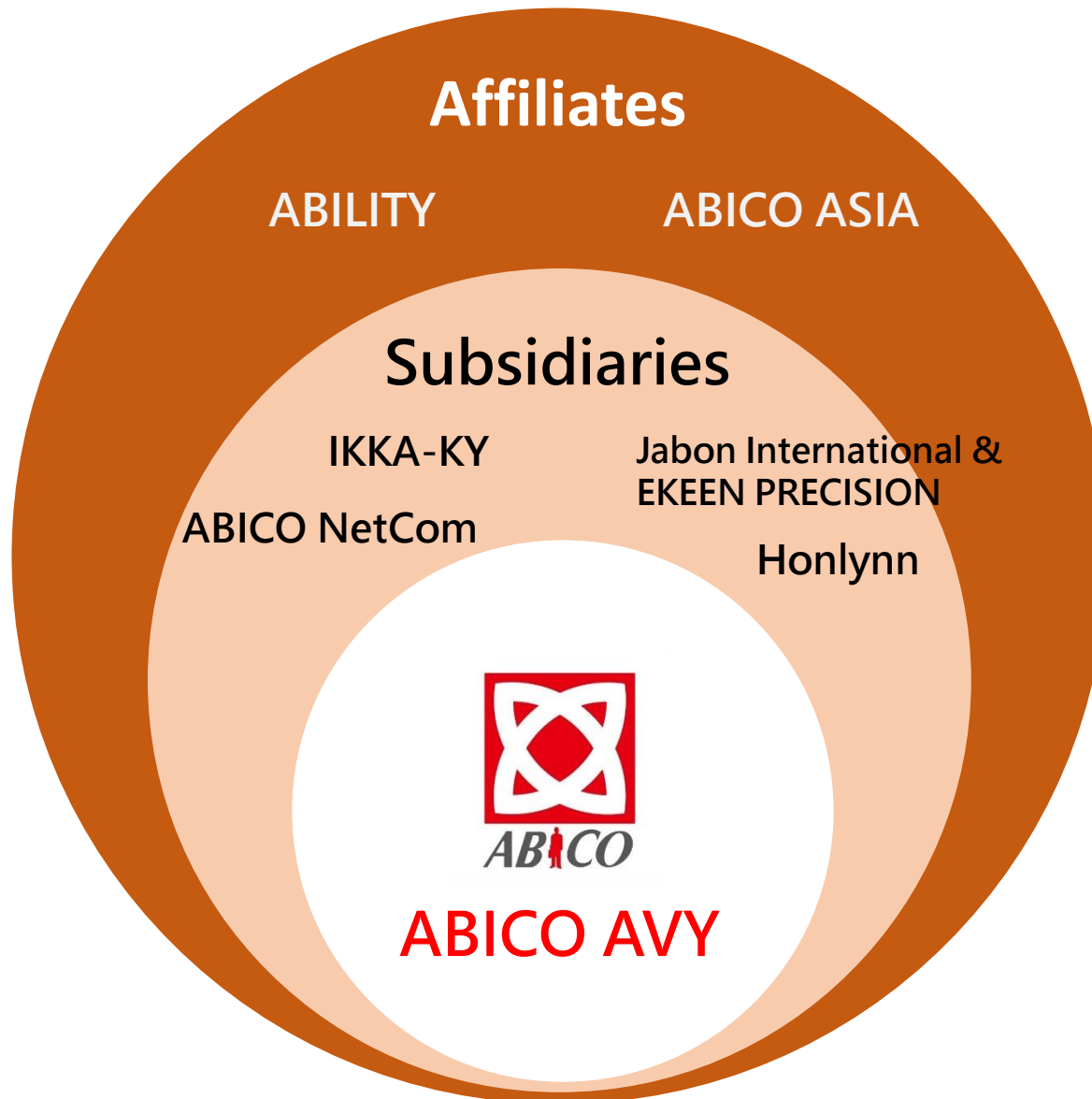
日本



## 2004~2022


Originally focused on manufacturing digital camera and mobile phone components, we have adapted to the rapid changes in the 3C industry by transitioning into new-generation industrial products such as automotive, energy storage, thermal management, and robotics.







## ABICO AVY *Total Solution*



### Strategic Partnerships

- AI Optical Lenses
- AI Software
- AI Hardware and Peripherals

**ABILITY**  
Living Robot

### VC resources

- AI Domain
- Robotics Domain

**ABICO ASIA**

集團控股



製造事業部

### Focus on Japan

- Gear (intelligent transmission)
- Mechanical and Aesthetic Components

**IKKA-KY & Sol-plus**  
**Jabon International & EKEEN PRECISION**  
**AVY**

通販事業部



Honlynn & ABICO NetCom

ABICO NetCom (EMT)

More than 60,000  
business customer

60 commercial  
vehicles

## 【Selling Agents】

- Office Products :  
MFP, Consumables, Software, etc.



## 【Selling Agents】

- Electronic component,  
passive component, etc.



## Integrating Health and Beauty into Daily Life


### 【 Own Products & Selling Agents 】

- Sports-related products such as running shoes, bicycles, and other fitness accessories.



- Medical aesthetics sector: including contact lenses and beauty and skincare products.

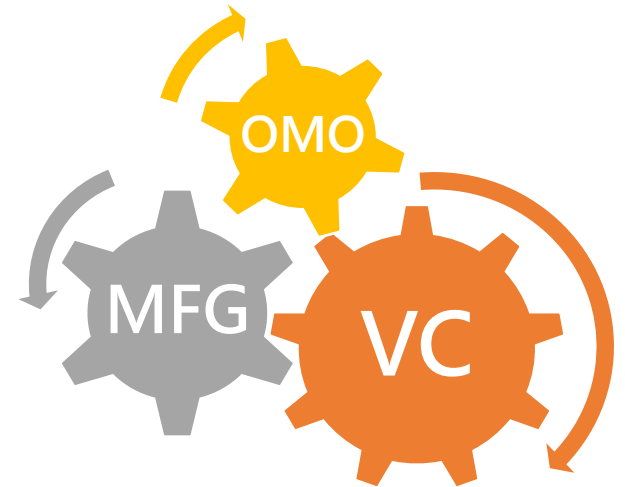




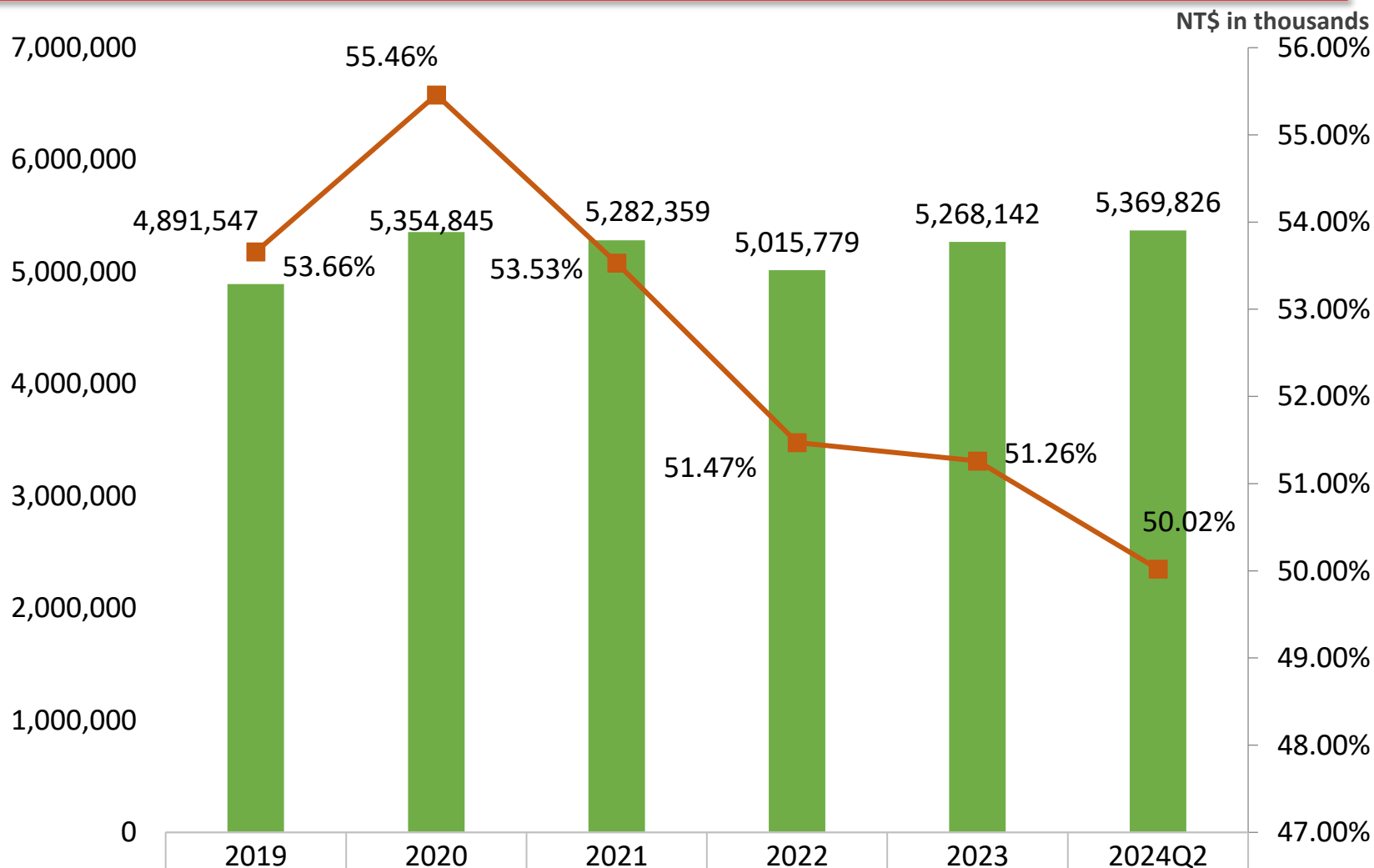
**ABCO**



# Financial Overview



# Financial Structure



Realizable Asset*	4,891,547	5,354,845	5,282,359	5,015,779	5,268,142	5,369,826
Debt Ratio	53.66%	55.46%	53.53%	51.47%	51.26%	50.02%

\*Realizable Asset= Cash and cash equivalents + financial assets-current

# Consolidated Balance Sheet

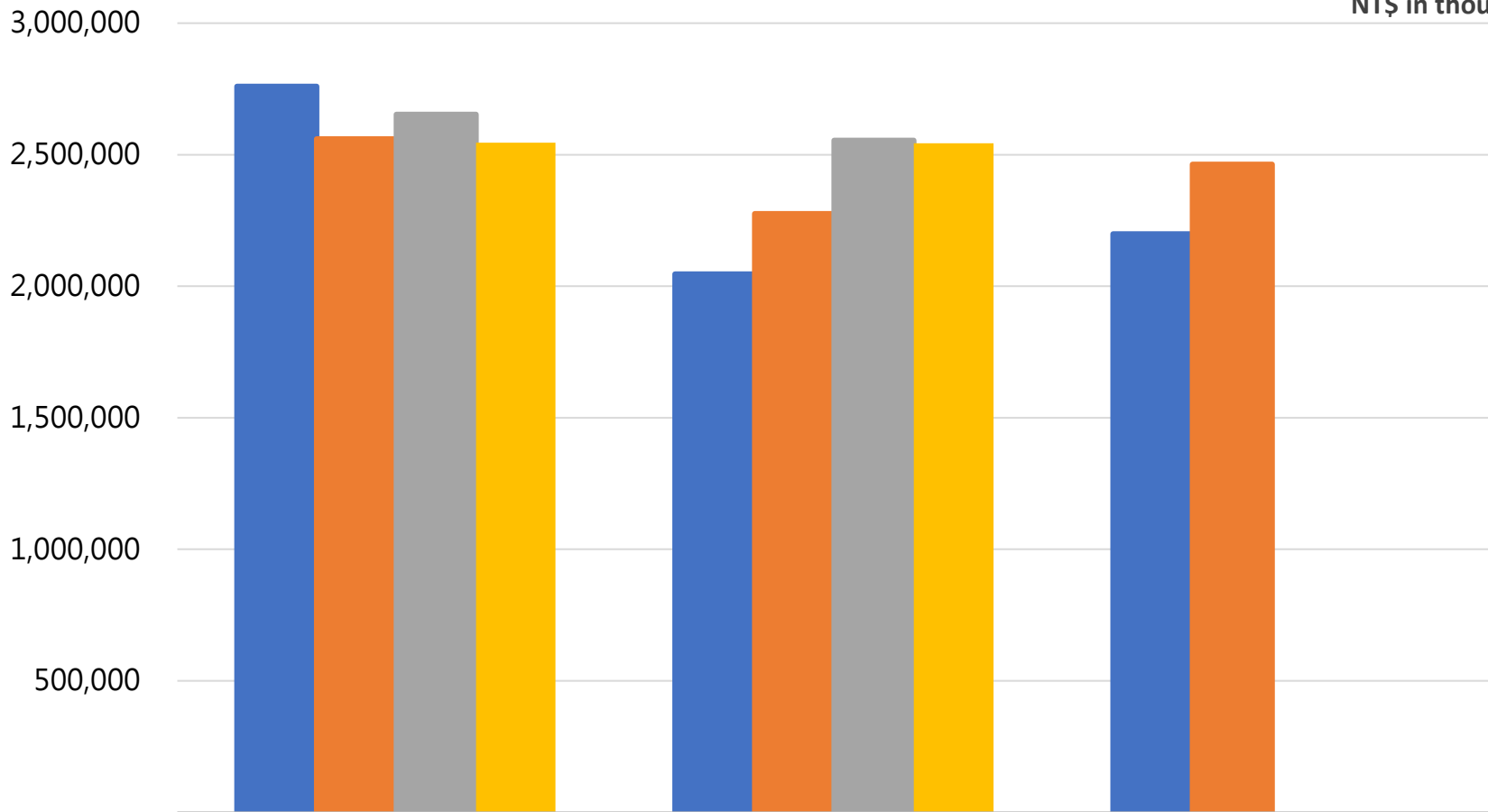


(NT\$ in thousands)	June 30, 2024	Dec 31, 2023	Dec 31, 2022
	Amount	Amount	Amount
Current Assets	8,856,134	9,024,399	8,840,551
Non-Current Assets	6,776,948	6,314,365	6,523,908
<b>TOTAL ASSETS</b>	<b>15,633,082</b>	<b>15,338,764</b>	<b>15,364,459</b>
Current Liabilities	5,045,919	5,289,066	5,066,414
Non-Current Liabilities	2,774,357	2,573,438	2,841,732
<b>TOTAL LIABILITIES</b>	<b>7,820,276</b>	<b>7,862,504</b>	<b>7,908,146</b>
<b>Equity Attributable to Shareholders of Parent</b>	<b>5,805,506</b>	<b>5,571,748</b>	<b>5,389,544</b>
Non-Controlling Interests (above Equity attributable to former owner of business combination under common control)	2,007,300	1,904,512	2,066,769
<b>TOTAL EQUITY</b>	<b>7,812,806</b>	<b>7,476,260</b>	<b>7,456,313</b>
Current Ratio	176%	171%	174%
Debt Ratio	50.02%	51.26%	51.47%
<b>NAVPS(in NT\$)</b>	<b>34.77</b>	<b>33.37</b>	<b>32.09</b>



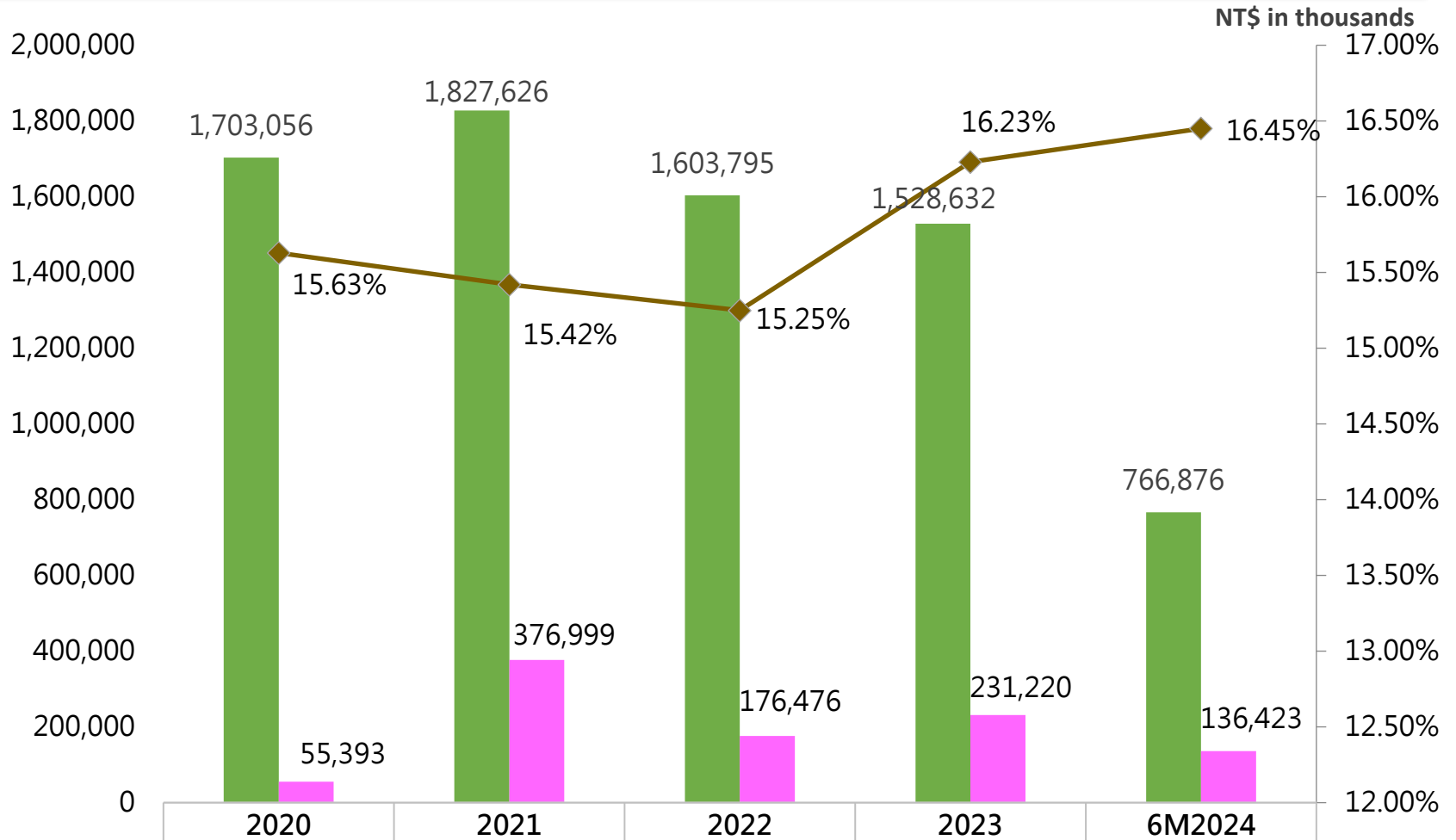
# Operation Review - Quarterly Sales

NT\$ in thousands



	2022	2023	2024
■ Q1	2,759,102	2,046,716	2,199,040
■ Q2	2,560,194	2,276,097	2,462,806
■ Q3	2,653,189	2,554,173	
■ Q4	2,545,772	2,543,962	

# Operation Review - Profit



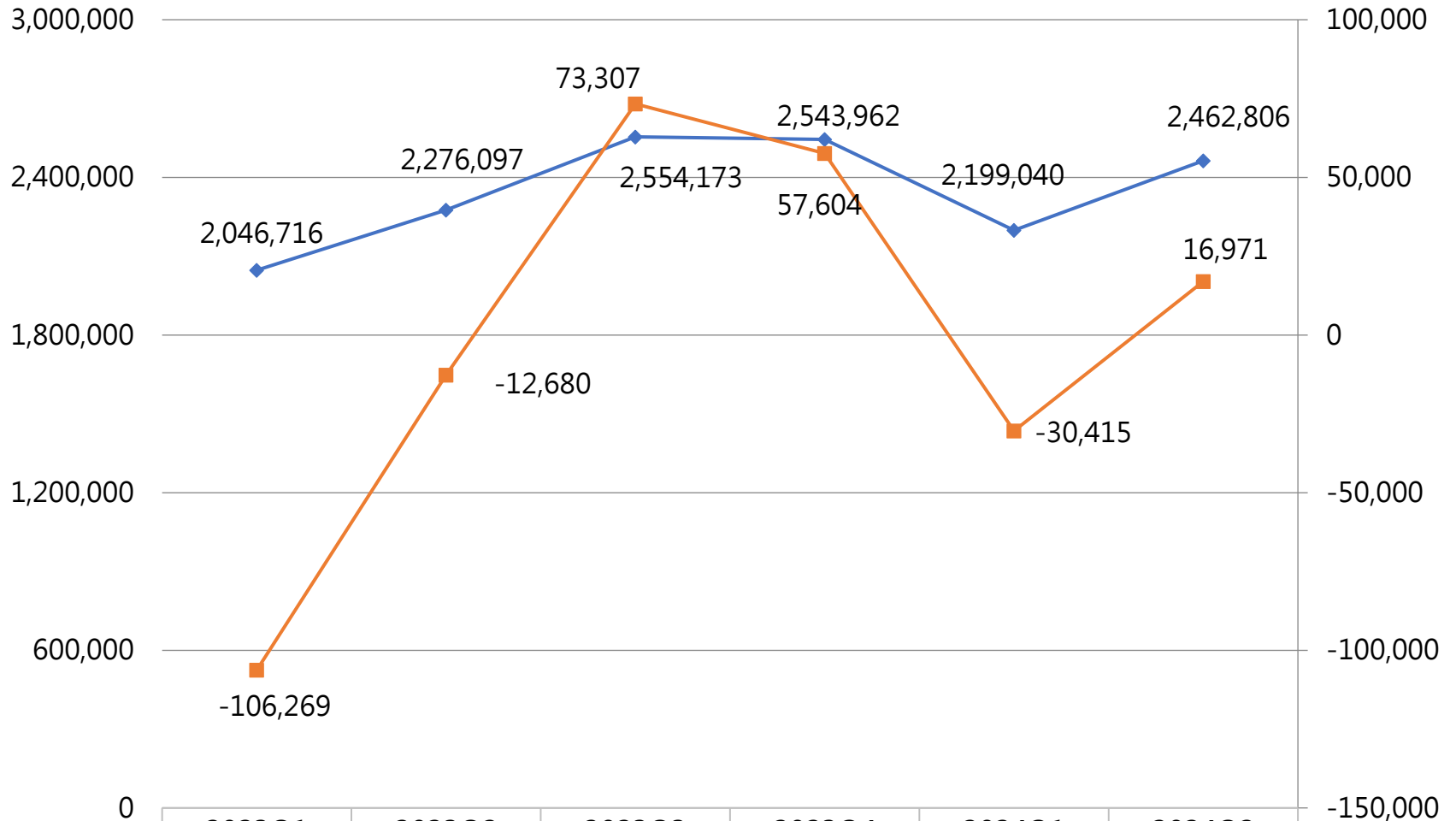
Gross Profit	1,703,056	1,827,626	1,603,795	1,528,632	766,876
Income before Income Tax	55,393	376,999	176,476	231,220	136,423
Gross Margin	15.63%	15.42%	15.25%	16.23%	16.45%



# Operation Review - Operating income



NT\$ in thousands




◆ Revenue	2,046,716	2,276,097	2,554,173	2,543,962	2,199,040	2,462,806
■ Operating Income (Loss)	-106,269	-12,680	73,307	57,604	-30,415	16,971

# Consolidated Income Statement



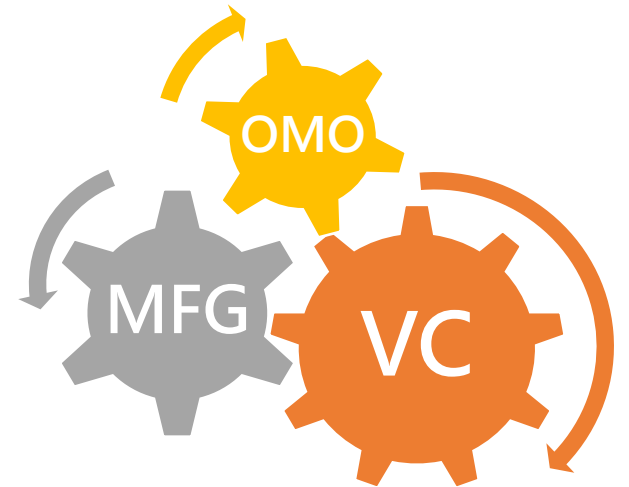
(NT\$ in thousands)	6M2024	6M2023	YoY	
	Amount	Amount	Amount	%
<b>Net Revenue</b>	4,661,846	4,322,813	339,033	7.84%
Net Cost	3,894,970	3,717,375	177,595	4.78%
<b>Gross Profit</b>	766,876	605,438	161,438	26.66%
Operating Expenses	780,320	724,387	55,933	7.72%
<b>Operating Loss</b>	-13,444	-118,949	105,505	88.7%
Non-Operating Income and Expenses	149,867	203,111	-53,244	-26.21%
<b>Income before Income Tax</b>	136,423	84,162	52,261	62.10%
Income Tax Expense	56,934	27,044	29,890	110.52%
<b>Net Income</b>	79,489	57,118	22,371	39.17%
<b>Net Income Attributable to Shareholders of the Parent</b>	48,342	51,885	-3,543	-6.83%
<b>EPS (in NT\$)</b>	0.29	0.31	-0.02	-6.45%



**ABICO**



**Q & A**



*Thank You*



ABICO Group